

Tutorial – How to use the EbA Tools Navigator

Introduction

The EbA Tools Navigator has been developed through a collaboration between two International Climate Initiative (IKI) funded projects: [Ecosystem-based adaptation \(EbA\): Strengthening the Evidence and Informing Policy](#), implemented by IIED, IUCN and UNEP-WCMC; and [Mainstreaming Ecosystem-based adaptation \(EbA\): Strengthening EbA in Planning and Decision Making Processes](#), implemented by GIZ. Both projects aim to show climate change policy-makers and adaptation practitioners when and why EbA is effective – the conditions under which it works, and the benefits, costs and limitations of natural systems approaches – and to promote the better integration of EbA principles into policy and planning.

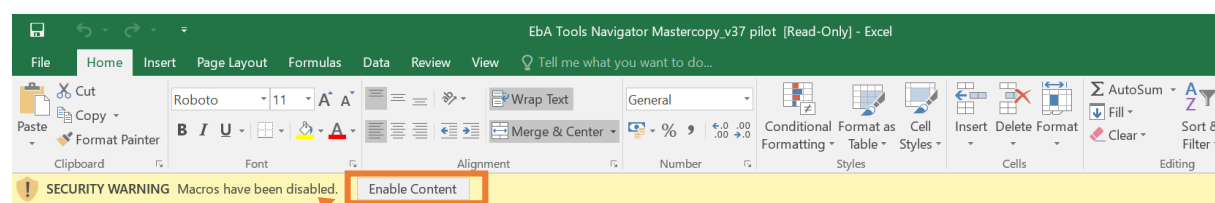
The EbA Tools Navigator serves two purposes:

- To provide a baseline, by outlining existing tools and their utility, in order to better understand gaps in the current availability and accessibility of tools and methods to support the planning and practice of EbA
- To help EbA planners and practitioners to find and understand tools and methods to support their own efforts in planning and implementing EbA

The Navigator consists of two interdependent parts: i) a database of EbA tools and methodologies; and ii) examples of tool application, to provide information on experiences using EbA tools. It also includes an interface for searching the database and viewing search results.

This tutorial provides guidance on how to search the database and on how users can provide information on their experiences of the various tools included in the database.

Note: When opening the Navigator of EbA tools, first click on **Enable Content to enable Macros and allow access to all its functionalities.**



I. Overview of the Navigator

About

This tab provides an introduction to the Navigator, how the idea for a Navigator of EbA tools came about, and an overview of its aim and structure.

ABOUT

What is the EbA Tool Navigator?

The Ecosystem-based Adaptation Tool Navigator is a searchable database of tools and methods relevant to ecosystem-based adaptation (EbA). In addition to containing tools and methods specifically designed for EbA, the Navigator content draws on a variety of relevant disciplines, including wider climate change adaptation, biodiversity conservation and human development.

What is the aim of the EbA Tool Navigator?

The Navigator aims to help practitioners, planners, decision-makers and researchers easily find and understand the tools and methods available that can support their work on EbA.

How is the EbA Tool Navigator structured?

The EbA Tool Navigator consists of two sections:

- 1) a searchable database of EbA tools and methods, where the user can search for tools based on criteria they select
- 2) user experiences of various tools

1) The database of tools and methods for EbA

This searchable database currently consists of over 230 tools and methods that have been identified as being useful for one or multiple stages of EbA (*Planning, Assessment, Design, Valuation, Implementation, Monitoring & Evaluation, Mainstreaming*). The tools are categorised according to the relevant EbA stages shown below:

Planning	Reviewing and stocktaking of social-ecological information as well as information on the institutional and regulatory context
Assessment	Analysing climate change scenarios and assessing current and future vulnerabilities
Design	Identifying, selecting and appraising adaptation options

Front page | **About** | Instructions | Search Interface | Search Results | Database of Tools for EbA | Examples of Tool Application | + | < |

Instructions

This tab provides guidance on how to use the Navigator, including instructions for searching the database and adding tools/methods to the database.

HOW TO USE THE EBA TOOL NAVIGATOR

Please treat this document as a draft – it is not yet ready for further circulation or citation.

The EbA Tool Navigator consists of two interdependent parts: (i) a searchable database of EbA tools and methods; and (ii) examples of tool application, which portray user experiences of various tools from around the world. It also includes interfaces (or worksheets) for searching the database and viewing search results. This guidance explains what information is provided in the database of tools and methods, and provides instructions on how to search and add to this database, and how to provide additional information on user experiences for tools included in the database.

Searching the database

There are two main ways to search the database for tools and methods relevant to your needs. All tools are listed in the 'Database of Tools for EbA' tab. The tools are categorised according to the relevant EbA stages shown below:

Planning	Reviewing and stocktaking of socio-ecological information as well as information on the institutional and regulatory context
Assessment	Analysing climate change scenarios and assessing current and future vulnerabilities
Design	Identifying, selecting and appraising adaptation options
Valuation	Describing, measuring and analysing benefits, costs and impacts arising from EbA approaches
Implementation	Developing a clear, long-term implementation strategy
Monitoring & Evaluation	Developing an M&E system to support adaptive management
Mainstreaming	Integrating EbA into existing policies, frameworks, planning mechanisms and projects

Option 1 - Using the Search Interface: Go to the 'Search Interface' tab. This interface has been provided so that you can make **one or a series of selections** to extract information on particular types of tools and methods from the database. For example, you can select an ecosystem type, a stage of EbA or a scale of implementation, or combinations of these filters. The tools and methods from the database that meet your selection criteria will then be displayed in the Search Results' tab.

Front page	About	Instructions	Search Interface	Search Results	Database of Tools for EbA	Examples of Tool Application	+	:	<	
------------	-------	---------------------	------------------	----------------	---------------------------	------------------------------	---	---	---	--

Search Interface

In this tab, the user can search the database of tools and methods using a range of criteria, from ecosystem type, audience, type of resource, language, or EbA stage.

Search Interface

This tab allows you to search the database of tools and methods by making selections, based certain criteria. Use the drop down lists to select one or multiple criteria, from the ecosystem type you are interested in to the target audience, scale, type of resource and language of the tool. Another option is to search for tools according to the 'stage of EbA' they support. This can be done in combination with the other criteria, or solely by 'stage of EbA'. Results from your search are displayed in the 'Search Results' tab. (Each new search will replace the results from the previous search).

Criteria
Select from drop down lists.

Primary Ecosystem	Target Audience	Scale	Type of Resource	Language	Designed for	Include Generic
Urban	No filter	No filter	No filter	No filter	No filter	<input type="checkbox"/>

Stage of EbA
Check boxes if you wish to see tools specifically supporting that stage of EbA

EbA Stage						
<input type="checkbox"/> Planning	<input type="checkbox"/> Assessment	<input type="checkbox"/> Design	<input type="checkbox"/> Valuation	<input type="checkbox"/> Implementation	<input type="checkbox"/> M & E	<input type="checkbox"/> Mainstreaming

Type keyword to search here->

[Front page](#)
[About](#)
[Instructions](#)
[Search Interface](#)
[Search Results](#)
[Database of Tools for EbA](#)
[Examples of Tool Application](#)

Database of Tools for EbA tab

This tab has the complete list of EbA tools and methodologies; for each entry it includes: a brief description of the tool/method and its objectives; which stage of EbA planning or implementation it supports; relevant ecosystems; its target audience; its targeted scale; the type of resource (e.g. modelling tool, manual, guideline); whether it is designed for EbA or for adaptation or conservation more broadly); its language; and information on the time/skills/ training required to use it.

Name	Year	EbA Stage							Weblink	Description
		Planning	Assessment	Design	Valuation	Implementation	M & E	Mainstreaming		
Community-based Risk Screening Tool - Adaptation and Livelihoods (CRISTAL)		1	1	1	0	0	0	0	http://www.iisd.org/cristalool/	CRISTAL is a project-planning tool to help users identify and prioritise climate risks and identify livelihood resources most important to climate adaptation and uses these as a basis for designing adaptation strategies.
Guidelines for the preparation of National Adaptation Programmes of Action (NAPA) (UNFCCC)		1	0	0	0	0	0	1	http://unfccc.int/adaptation/groups_committees/dc_expert_group/items/7601.php	The NAPA Guidelines provide guidance on the process of compiling a document that specifies priority adaptation actions in least developed countries (LDC); however, they do not provide a structured framework. NAPAs can enable all

[Front page](#)
[About](#)
[Instructions](#)
[Search Interface](#)
[Search Results](#)
[Database of Tools for EbA](#)
[Examples of Tool Application](#)

Examples of Tool Application tab

This tab has information on user experiences of applying the different tools. For each tool, there is information such as country/site of implementation, targeted ecosystem, year of implementation, and details on how the tool/methodology was adapted and used in the context.

Name	Region	Country and project site of implementation	Target ecosystem	Year(s) of implementation	Budget	Implementing institution(s)	Why was the tool/methodology chosen?	Was the tool/methodology prior to or during
Climate Proofing for Development (CP4Dev) (GIZ 2010); Guidance on Integrating Ecosystem Considerations into Climate Change Vulnerability and Impact Assessment to Inform Ecosystem-based Adaptation (UNEP-WCMC 2015)	Asia	Tajikistan, Bartang Valley & Kyrgyzstan, At Bashi	Forest & Woodlands, Rangelands & Grasslands	2016	50 000 to 250 000 USD	International Government Organisation, Local Government	Flexible and adaptive, Compliments existing frameworks, Compliments existing technologies	Yes
Community-based Risk Screening Tool - Adaptation and Livelihoods (CRISTAL)	Africa	Mt Elgon, Karamoja and the Aswa catchment	Forest & Woodlands, Mountains, Drylands and Deserts	2014 - 2015	50 000 to 250 000 USD	International NGO	Compliments existing frameworks, Previous experience, Flexible and adaptive	No
Seasonal Calendar	Africa	Burkina Faso	Agriculture, Drylands and Deserts	2010	More than 250 000 USD	National NGO, Local Government, Community Based Organisation	Compliments existing frameworks, Data requirements, Previous experience	No
	Africa	Mt Elgon, Karamoja and the Aswa catchment	Forest & Woodlands, Mountains, Drylands and Deserts	2014 - 2015	50 000 to 250 000 USD	International NGO	Cost, Previous experience, Staff requirements, Time requirements	No

II. Searching the database - using the Search Interface

The Search Interface is provided on the fourth tab of the Navigator excel sheet. It allows you to search the database by making one or a series of selections to extract information on particular types of tools and methods. For example, you can select an ecosystem type, a stage of EbA or a scale of implementation, or combinations of these. The tools and methods from the database that meet your selection criteria will then be displayed in the **Search Results** tab, which opens automatically after running a search.

1. To use this function, go to the **Search Interface** tab.

Search Interface

This tab allows you to search the database of tools and methods by making selections, based certain criteria. Use the drop down lists to select one or multiple criteria, from the ecosystem type you are interested in to the target audience, scale, type of resource and language of the tool. Another option is to search for tools according to the 'stage of EbA' they support. This can be done in combination with the other criteria, or solely by 'stage of EbA'. Results from your search are displayed in the 'Search Results' tab. (Each new search will replace the results from the previous search).

Criteria
Select from drop down lists.

Primary Ecosystem	Target Audience	Scale	Type of Resource	Language	Designed for	Include Generic
Urban	No filter	No filter	No filter	No filter	No filter	<input type="checkbox"/>

Stage of EbA
Check boxes if you wish to see tools specifically supporting that stage of EbA

EbA Stage						
<input type="checkbox"/> Planning	<input type="checkbox"/> Assessment	<input type="checkbox"/> Design	<input type="checkbox"/> Valuation	<input type="checkbox"/> Implementation	<input type="checkbox"/> M & E	<input type="checkbox"/> Mainstreaming

Type keyword to search here->

2. **Dropdown lists** are provided for different criteria (Primary Ecosystem, Target Audience, Scale, Type of Resource, Language, and Tool design). To select a particular type of tool or method, click on the relevant cell, and then click on the arrow on the right hand side. This will display the list of options available.

For example, you could select tools relevant to 'Marine and coastal ecosystems', targeted at the 'local/site level' scale, and designed 'for EbA'.

Search Interface

This tab allows you to search the database of tools and methods by making selections, based certain criteria. Use the drop down lists to select one or multiple criteria, from the ecosystem type you are interested in to the target audience, scale, type of resource and language of the tool. Another option is to search for tools according to the 'stage of EbA' they support. This can be done in combination with the other criteria, or solely by 'stage of EbA'. Results from your search are displayed in the 'Search Results' tab. (Each new search will replace the results from the previous search).

Criteria
Select from drop down lists.

Primary Ecosystem	Target Audience	Scale	Type of Resource	Language	Designed for	Include Generic
Marine and Coastal	No filter	Local/Site-level	No filter	No filter	No filter	<input type="checkbox"/>

Stage of EbA
Check boxes if you wish to see tools specifically supporting that stage of EbA

EbA Stage						
<input type="checkbox"/> Planning	<input type="checkbox"/> Assessment	<input type="checkbox"/> Design	<input type="checkbox"/> Valuation	<input type="checkbox"/> Implementation	<input type="checkbox"/> M & E	<input type="checkbox"/> Mainstreaming

Type keyword to search here->

Note: When searching for a tool/ method according to **Primary Ecosystem**, please refer to the ecosystem definitions below.

Agriculture land – includes areas of arable land, permanent crops and permanent pastures.

Dryland and deserts – areas characterized by limited soil moisture, low rainfall and high evaporation.

Forests – areas spanning more than 0.5 hectares with trees higher than 5 meters and a canopy cover of more than 10 percent

Woodlands – areas spanning more than 0.5 hectares; with trees higher than 5 meters and a canopy cover of 5-10 percent; or with a combined cover of shrubs, bushes and trees above 10 percent

Inland waters – aquatic-influenced areas located within land boundaries, including major rivers, lakes and water reservoirs.

Marine ecosystems – areas beginning at the low-water mark and encompassing the high seas and deep-water habitats.

Coastal ecosystems – areas bounded inland by land-based influences within 100 kilometres or 100-meters elevation and seaward by the 50-meter depth contour.

Mountains – areas defined by elevation above sea level (between 300-1000 meters) and steepness of slope (at least 2° over 25 kilometres, on the 30 arc-second grid).

Rangelands and grasslands – areas covered by vegetation dominated by grasses, with little or no tree cover.

Urban – areas of agglomerations of people and their activities.

Sources:

Millennium Ecosystem Assessment (Program) (2005). Ecosystems and human well-being. Washington, D.C: Island Press.
FAO (2015). Global Forest Resources Assessment 2015. UN Food and Agriculture Organization, Rome.

- If you wish for no criteria from one or more dropdown lists to be considered, make sure **No filter** is selected.

Criteria
Select from drop down lists.

Primary Ecosystem	Target Audience	Scale	Type of Resource	Language	Designed for	Include Generic
Marine and Coastal	No filter	Local/Site-level	No filter	No filter	EbA	<input type="checkbox"/>

Stage of EbA
Check boxes if you wish to see tools specifically supporting that stage of EbA

EbA Stage						
<input type="checkbox"/> Planning	<input type="checkbox"/> Assessment	<input type="checkbox"/> Design	<input type="checkbox"/> Valuation	<input type="checkbox"/> Implementation	<input type="checkbox"/> M & E	<input type="checkbox"/> Mainstreaming

Type keyword to search here->

- To make a selection according to one or more **EbA stages**, check boxes are provided. Tick each box if you wish to see tools specifically supporting a stage of EbA. If you do not wish to select a specific EbA stage, make sure the box is **unticked**.

Criteria
Select from drop down lists.

Primary Ecosystem	Target Audience	Scale	Type of Resource	Language	Designed for	Include Generic
Marine and Coastal	No filter	Local/Site-level	No filter	No filter	EbA	<input type="checkbox"/>

Stage of EbA
Check boxes if you wish to see tools specifically supporting that stage of EbA

EbA Stage						
<input type="checkbox"/> Planning	<input type="checkbox"/> Assessment	<input checked="" type="checkbox"/> Design	<input checked="" type="checkbox"/> Valuation	<input checked="" type="checkbox"/> Implementation	<input type="checkbox"/> M & E	<input type="checkbox"/> Mainstreaming

Type keyword to search here->

- Click on **Search Database** to perform the search.

Criteria
Select from drop down lists.

Primary Ecosystem	Target Audience	Scale	Type of Resource	Language	Designed for	Include Generic
Marine and Coastal	No filter	Local/Site-level	No filter	No filter	EbA	<input type="checkbox"/>

Stage of EbA
Check boxes if you wish to see tools specifically supporting that stage of EbA

EbA Stage						
<input type="checkbox"/> Planning	<input type="checkbox"/> Assessment	<input checked="" type="checkbox"/> Design	<input checked="" type="checkbox"/> Valuation	<input checked="" type="checkbox"/> Implementation	<input type="checkbox"/> M & E	<input type="checkbox"/> Mainstreaming

Type keyword to search here->

- Instead of selecting options from the criteria menus, you may also perform a **keyword search**. To do so, type the term you wish to look for into the Keyword search box and then press **Keyword Search**.

Criteria
Select from drop down lists.

Primary Ecosystem	Target Audience	Scale	Type of Resource	Language	Designed for	Include Generic
No filter	No filter	No filter	No filter	No filter	No filter	<input type="checkbox"/>

Stage of EbA
Check boxes if you wish to see tools specifically supporting that stage of EbA

EbA Stage						
<input type="checkbox"/> Planning	<input type="checkbox"/> Assessment	<input type="checkbox"/> Design	<input type="checkbox"/> Valuation	<input type="checkbox"/> Implementation	<input type="checkbox"/> M & E	<input type="checkbox"/> Mainstreaming

Type keyword to search here->

7. Results from your search will be automatically displayed in the **Search Results** tab. Note: Each new search will replace the results from the previous search.

Name	Year	EbA Stage							Weblink	Description
		Planning	Assessment	Design	Valuation	Implementation	M&E	Monitoring		
UNEP Coastal Ecosystem-based Adaptation (EbA) Decision Support Tool and Options for Ecosystem-based Adaptation in Coastal Environments Guidebook (UN Environment)	2017	1	1	1	0	1	1	1	http://web.unep.org/coastaleba/	UNEP Coastal EbA Decision Support Tool and associated guide provides a broad understanding of the principles and concepts of coastal EbA, presents a range of different coastal EbA options, illustrated with examples, and discusses the issues and challenges that need addressing in EbA implementation through step-by-step guidance. The key steps covered are: 1. Understanding EbA; 2. Understanding the planning context; 3. Understanding the adaptation context; 4. selecting adaptation options; 5. Developing an implementation strategy; 6. Monitoring and adaptive management; 7. Capacity building and mainstreaming. Each step also includes useful resources and materials for extra information.
Managing Coasts with Natural Solutions: Guidelines for Measuring and Valuing the Coastal Protection Services of Mangroves and Coral Reefs (WAVES Technical Report)	2016	1	1	1	0	0	0	0	https://www.wavespartnership.org/sites/wavespartnership.org/files/Technical%20Rep%20WAVES%20Coastal%202-11-16%20web.pdf	The Managing Coasts with Natural Solutions guidance note provides review and recommendations for how the protective services of mangroves and coral reefs can be measured and valued in a manner consistent with national economic accounts, and included in other decision-making processes to support planning for development, disaster risk reduction, and coastal zone management.
Changing Tides: Climate Adaptation Methodology for Protected Areas (CAMPAs) (WWF)	2016	1	1	1	0	1	1	1	http://wwf.panda.org/what_we_do/how_we_work/protected_areas/natural_solutions/campa/	Changing Tides: Climate Adaptation Methodology for Protected Areas (CAMPAs) describes an approach for developing climate adaptation measures in coastal and marine protected areas (CMPAs). It combines ecosystem and community-based approaches to adaptation and uses a participatory approach that aims to build consensus amongst stakeholders on the actions necessary to address the current and potential impacts of climate change. The methodology is described in detail and three case studies summarise lessons learned from its field-testing in six CMPAs in Colombia, Madagascar and the Philippines. It utilises a series of worksheets to simplify the process of completion and can be applied either in a detailed, data-driven process that will take some time or a shorter, quicker but less rigorous assessment to help make basic decisions about management. Case studies describe application of CAMPAs in the Gorongosa and Sanguinara

8. The search results will provide general information about each tool/method, as well as the following links:

- To access the tool/method online (see *Weblink* column)

EbA Stage							Weblink	Description
Assessment	Design	Valuation	Implementation	M&E	Mainstreaming	Monitoring		
0	0	0	0	1	0	0	https://www.cbd.int/doc/metadata/city/subws-2014-01/other/subws-2014-01-singapore-index-manual-en.pdf	The City Biodiversity Indicators (CBI) are a set of 16 indicators that provide a snapshot of the state of biodiversity in a city, as well as the context.
1	0	0	0	0	0	0	http://www.itreetools.org/ec/index.php	Tree Eco is a tool for assessing the ecological value of trees in a landscape, and for identifying areas for tree planting and management.

- To see tool application experiences already in the Navigator (see *Examples of Tool Application* column)

Tool design	Region/Country specific	Additional comments	Examples of Tool Application
ed for tion		For a case study see: http://www4.unfccc.int/sites/nwp/Pages/item.aspx?ListId=2565&ListUri=/sites/nwp/Lists/MainDB CRISTAL user guide available at: http://www.iisd.org/pdf/2012/cristal_user_manual_v5_2012.pdf	Go to Examples

- To see associated materials (see links in the *Additional comments* column)

Region/Country specific	Additional comments	Examples of Tool Application
	For a case study see: http://www4.unfccc.int/sites/nwp/Pages/item.aspx?ListId=2565&ListUri=/sites/nwp/Lists/MainDB WEAP downloads are only available to those who have joined the WEAP Forum (free to join). User guide available in: http://www.weap21.org/downloads/WEAP_User_Guide.pdf (also available in Chinese and Spanish)	
Region	User guide available at: https://confluence.csiro.au/display/PCF/User+Guide+v2.1	

III. Browsing the full database

If you wish to browse the full database to identify the tools that are relevant to a particular EbA stage or another criteria, you can do this by using the **filters** and **drop-down lists** in the database columns and select the information you want.

To begin, go to the **Database of Tools for EbA** tab.

Name	Year	EbA Stage							Weblink	Description
		Planning	Assessment	Design	Validation	Implementation	M&E	Maintenance		
Community-based Risk Screening Tool - Adaptation and Livelihoods (CRISTAL)		1	1	1	0	0	0	0	http://www.iisd.org/cristalool/	CRISTAL is a project-planning tool to help users identify and prioritise climate risks and identify livelihood resources most important to climate adaptation and uses these as a basis for designing adaptation strategies.
Guidelines for the preparation of National Adaptation Programmes of Action (NAPA) (UNFCCC)		1	0	0	0	0	0	1	http://unfccc.int/adaptation/groups_committees/ldc_expert_group/items/7601.php	The NAPA Guidelines provide guidance on the process of compiling a document that specifies priority adaptation actions in least developed countries (LDC); however, they do not provide a structured framework. NAPAs can enable all

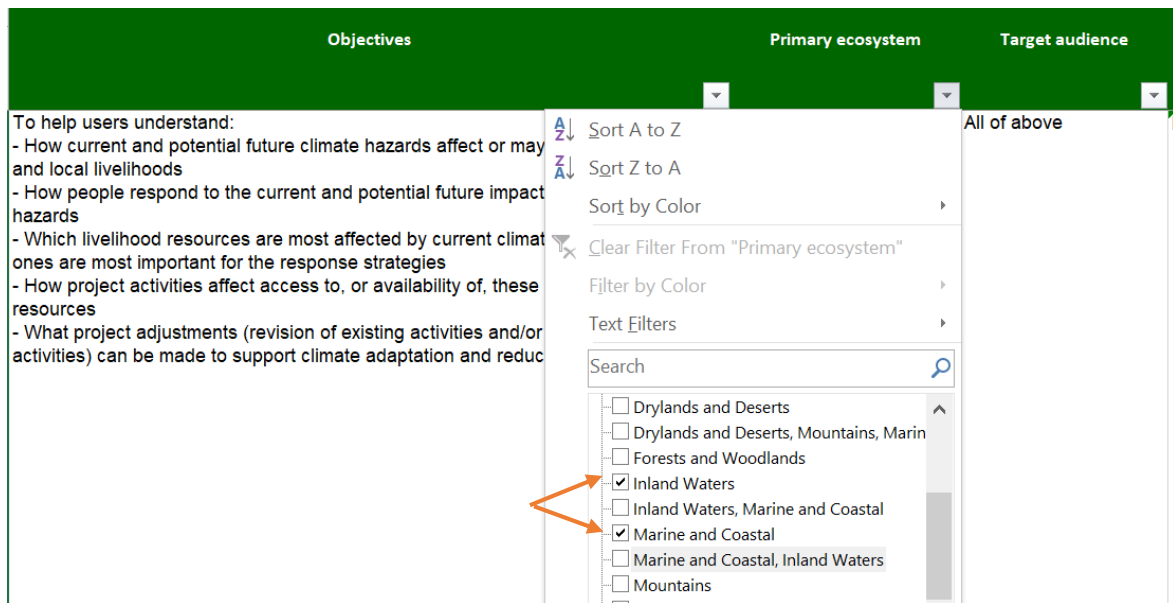
To search tools related to a **particular ecosystem**, scroll across and click on the **Primary Ecosystem** cell, and then click on the arrow on the right hand side. This will display the list of options available.

Objectives	Primary ecosystem	Target audience
To help users understand: - How current and potential future climate hazards affect or may and local livelihoods - How people respond to the current and potential future impact hazards - Which livelihood resources are most affected by current climate ones are most important for the response strategies - How project activities affect access to, or availability of, these resources - What project adjustments (revision of existing activities and/or activities) can be made to support climate adaptation and reduc	<div> <div>Sort A to Z</div> <div>Sort Z to A</div> <div>Sort by Color</div> <div>Clear Filter From "Primary ecosystem"</div> <div>Filter by Color</div> <div>Text Filters</div> <div>Search</div> <div> <input checked="" type="checkbox"/> (Select All) <input checked="" type="checkbox"/> Agriculture <input checked="" type="checkbox"/> Agriculture, Inland Waters <input checked="" type="checkbox"/> All (Generic) </div> </div>	<div> <div>All of above</div> <div>Local/Si</div> </div>

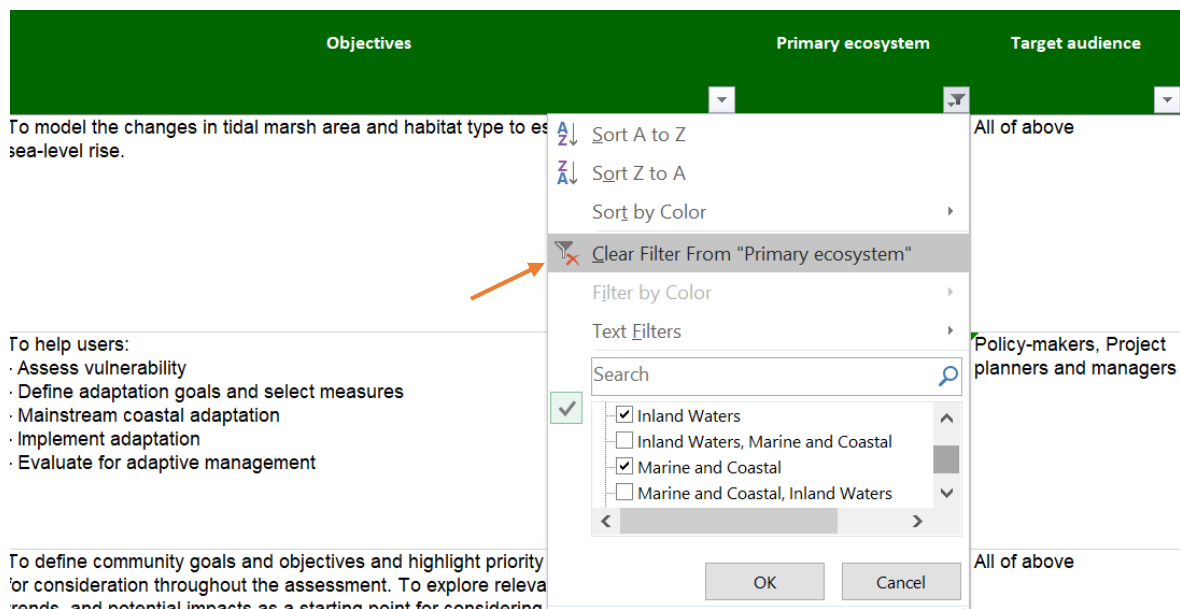
1. Untick **Select All**.

Objectives	Primary ecosystem	Target audience
To help users understand: - How current and potential future climate hazards affect or may and local livelihoods - How people respond to the current and potential future impact hazards - Which livelihood resources are most affected by current climate ones are most important for the response strategies - How project activities affect access to, or availability of, these resources - What project adjustments (revision of existing activities and/or activities) can be made to support climate adaptation and reduc	<div> <div>Sort A to Z</div> <div>Sort Z to A</div> <div>Sort by Color</div> <div>Clear Filter From "Primary ecosystem"</div> <div>Filter by Color</div> <div>Text Filters</div> <div>Search</div> <div> <input type="checkbox"/> (Select All) <input type="checkbox"/> Agriculture <input type="checkbox"/> Agriculture, Inland Waters </div> </div>	<div> <div>All of above</div> <div>Local/Si</div> </div>

2. Select the ecosystem type (or types) you would like to see. For example, you could select 'Marine and Coastal' plus 'Inland Waters'.



3. Select **OK**.
4. The database will then only present tools relevant for Marine and Coastal or Inland Waters ecosystems.
5. To remove the previous selection and perform a new search, click **Clear Filter**.



To search for tools related to a **specific stage of EbA**, those tools and methods that are identified as relevant to an EbA stage have been tagged with '1', and those not relevant are tagged with '0'.

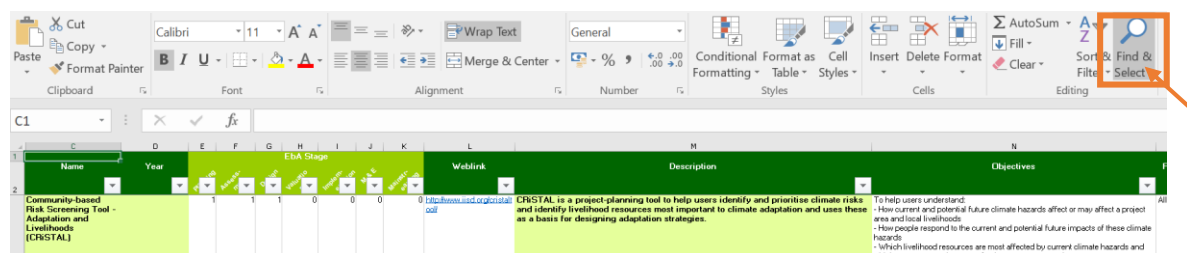
Name	Year	EbA Stage						
		Planning	Assessment	Design	Valuation	Implementation	M & E	Mainstreaming
Climate Resilience Evaluation for Adaptation through Empowerment (CREATE) (IUCN)		1	1	1	0	0	0	0
Toolkit for Planning, Monitoring and Evaluation of the Capacity to Adapt to Climate Change (TOP-ECAC) (IUCN, PACO, GHRYMET)	2011	1	1	1	0	1	1	0
Technical Guidelines for the National Adaptation Plan (NAP) process	2012	1	1	1	0	1	1	1

1. To select tools relevant to an EbA stage, click on the relevant cell, and then click on the arrow on the right hand side.
2. Ensure that the tickbox for '1' is selected for the stage(s) in which you are interested. Multiple filters can be used if you are interested in more than one EbA stage.

3. Select **OK**.
4. The database will then only present tools relevant for the selected EbA stages.
5. To remove the previous selection and do a new search, click **Clear Filter**.

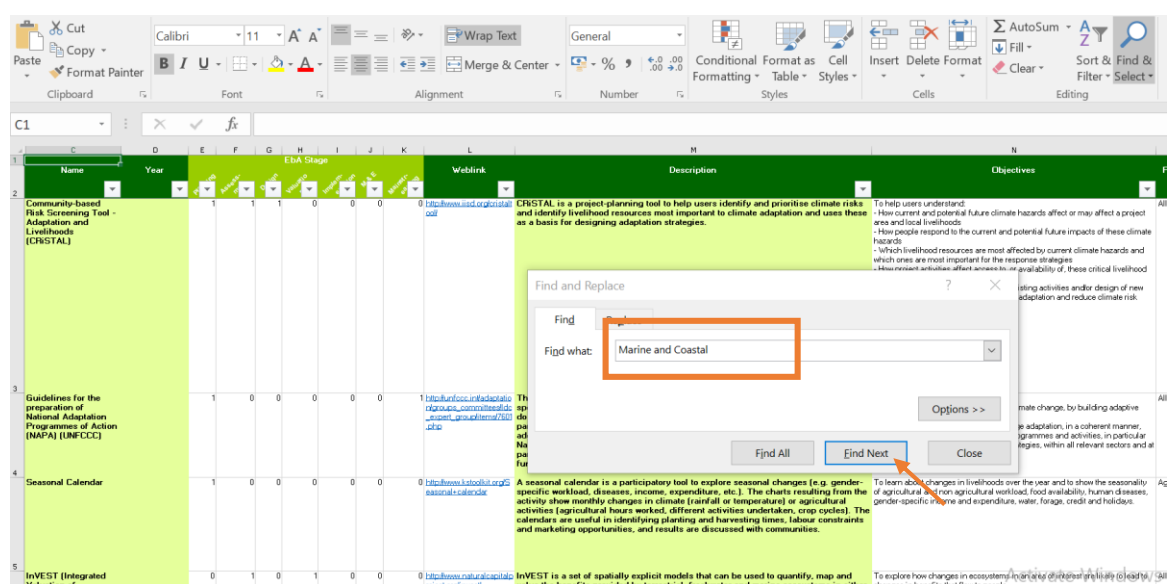
Finally, you can also search the database by keyword, using the **Find & Select** option.

1. Click **Find & Select**.



2. Type the keyword you would like to search in the database (for example a specific ecosystem type, an organisation or a type of application).

3. Click **Find Next**. The database will then guide you through the cells containing the typed keyword.



IV. Using the Tool Application sheet

Information collected so far on user experiences with particular tools and approaches has been included in the tab **Examples of Tool Application**.

Name	Region	Country and project site of implementation	Target ecosystem	Year(s) of implementation	Budget	Implementing institution(s)	Why was the tool/methodology chosen?	Was the tool/methodology prior to or during the project?
Climate Proofing for Development (CP4Dev) (GIZ 2010); Guidance on Integrating Ecosystem Considerations into Climate Change Vulnerability and Impact Assessment to Inform Ecosystem-based Adaptation (UNEP-WCMC 2015)	Asia	Tajikistan, Bartang Valley & Kyrgyzstan, At Bashi	Forest & Woodlands, Rangelands & Grasslands	2016	50 000 to 250 000 USD	International Government Organisation, Local Government	Flexible and adaptive, Complements existing frameworks, Complements existing technologies	Yes
Community-based Risk Screening Tool - Adaptation and Livelihoods (CRISTAL)	Africa	Mt Elgon, Karamoja and the Aswa catchment	Forest & Woodlands, Mountains, Drylands and Deserts	2014 - 2015	50 000 to 250 000 USD	International NGO	Complements existing frameworks, Previous experience, Flexible and adaptive	No
Seasonal Calendar	Africa	Burkina Faso	Agriculture, Drylands and Deserts	2010	More than 250 000 USD	National NGO, Local Government, Community Based Organisation	Complements existing frameworks, Data requirements, Previous experience	No
Invest (Integrated Valuation of Ecosystem Services)	Africa	Mt Elgon, Karamoja and the Aswa catchment	Forest & Woodlands, Mountains, Drylands and Deserts	2014 - 2015	50 000 to 250 000 USD	International NGO	Cost, Previous experience, Staff requirements, Time requirements	No

For each tool, there is information on country/site of implementation, ecosystem, year of implementation, and details on how the tool/methodology was used or adapted to the relevant context. Some users have also provided information on the time and human resources needed to apply the tool.

The **Examples of Tool Application** tab is also linked to the full database - when a user experience has been recorded for a tool from the database, this information can be accessed by clicking on the link in the **Examples of Tool Application** column.

Skills/Training required	Access	Language	Tool design	Region/Country specific	Additional comments	Examples of Tool Application
Teams should include a range of expertise to accomplish tasks such as data collection, computing and input/result analysis.	Open access	English	Designed for adaptation			
Training on VCA is essential.	Open access	English, French, Spanish, Arabic			Video resource is also available in Arabic.	Go to Examples
Requires minimal computing skills. The hardware and software guide user through screening process. Online training is also provided.	Open access	English	Designed for adaptation			
A range of expertise will be needed to accomplish tasks such as data collection and input/result analysis.	Open access	English	Designed for adaptation			

V. Adding a tool

If you wish to add information about a tool or methodology that is not listed in the database, we would welcome any such information.

This can be done simply by inserting this information in the next available empty row of the **Database of Tools for EbA**.

Name	Year	EbA Stage								Weblink	Description
		Planning	Assess-ment	Design	Valuation	Implem-entation	M & E	Mainstr-eaming			
Adaptation Project Tool (SREP)	2018	1	1	1	1	1	1	1	1	https://apt.pacificclimatechange.net/	The Adaptation Project Tool provides Pacific focused guidance on scoping, developing and planning climate change adaptation projects, including helping users access resources and develop project concept notes and preliminary
Using Ecological Thresholds to Inform Resource Management: Current Options and Future Possibilities (Foley et al. 2015)	2015	1	1	0	0	0	0	0	0	https://www.frontiersin.org/articles/10.3389/fmars.2015.00095/full	Using Ecological Thresholds to Inform Resource Management: Current Options and Future Possibilities is a research paper that highlights the need to better understand thresholds and non-linear dynamics in ecological systems to help set management targets in the face of growing human impacts on ecosystems. Although our understanding of the factors that drive threshold dynamics, and when and how rapidly thresholds
Ecosystem-based adaptation: a handbook for EbA in mountain, dryland and coastal ecosystems (IIED)	2018	1	0	1	0	1	1	1	1	http://pubs.iied.org/17460IIED/	Ecosystem-based adaptation: a handbook for EbA in mountain, dryland and coastal ecosystems provides practical guidance for planning and implementing community-led ecosystem-based adaptation (EbA) in three vulnerable ecosystems: mountains, drylands and coastal areas. It is intended for project managers, practitioners and
New Tool	2018										

To do this:

1. Add tool/methodology **Name** and **Year**.

2. Select the **EbA stage(s)** for which the tool/methodology is relevant for (columns 'E' to 'K'). To do this, click on the cell and then type '1' if the tool is relevant to that EbA stage or '0' if it is not relevant.

Name	Year	EbA Stage						
		Planning	Assessment	Design	Valuation	Implementation	M & E	Mainstreaming
New Tool	2018	1	0	1				

2. Add **Weblink**, **Description** and **Objectives**. To do this, simply add the information directly to the cell in the relevant column. Please complete information in these columns.

3. Add information on **Primary Ecosystem**, **Target audience**, **Scale**, **Type of resource**, **Access**, **Tool design purposes**, **Language**, and whether the tool is **Region or Country specific**. Dropdown lists are provided for these data fields. Click on the relevant column/cell and then click on the arrow on the right hand side of that cell. This will display the list of options available. Multiple options can be selected. If you have selected an option in error, you can remove it by clicking on that option again, which will delete it from the cell. If you select the 'other please specify' option or have comments on your selection, use the **Additional comments** column (column 'Y') to capture the necessary information. Please complete information in these columns

Primary ecosystem	Target audience	Scale	Type of resource	Time/Resources required
Agriculture	Policy-makers	National	<div> Information Source Guidance Step-by-step guide/manual Desktop application GIS application Spreadsheet application Web-based application Ecological Modelling Tool </div>	

4. Add information on **Time/resources** and **Skills/training** required. To do this, simply add the information directly to the cell in the relevant column. Please complete information in these columns.

Time/Resources required	Skills/Training required
No additional resources required	Some understanding of climate change, ecosystems and biodiversity is needed.

5. Always remember to save the data you have added to the file.

6. Please email your completed entry to charlotte.hicks@unep-wcmc.org and CCB@unep-wcmc.org